

# نيبل.nybl

TRANSFORMING DATA INTO  
INTELLIGENCE ONE NYBL AT A TIME



**THOSE WHO OWN BIG DATA, AND ARE ABLE TO ANALYZE IT,  
HAVE A FUNDAMENTAL COMPETITIVE ADVANTAGE**

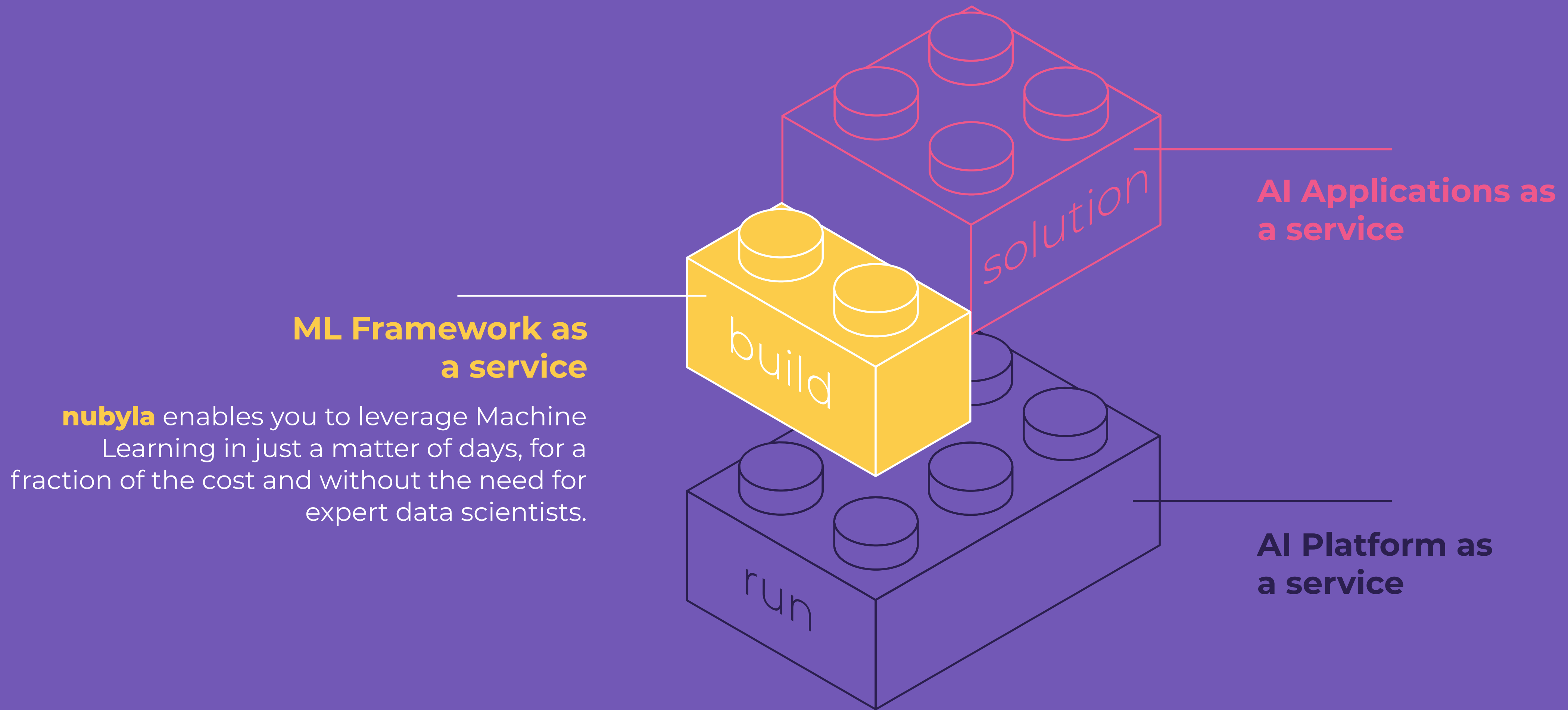
“

COMPANIES HAVE CREDITED MACHINE LEARNING WITH INCREASED PRODUCTIVITY (BY 60-70%), LOWER COSTS (BY 40-60%), AND INCREASED REVENUES (BY AN AVERAGE OF 66%)

”

HARVARD BUSINESS REVIEW, 2021

**A MODULAR APPROACH; APPLYING WHAT YOU NEED**



**WE ARE RE-DEFINING TECH IN INDUSTRY**

**Machine learning allows you to predict and....**



**Oil & Gas**

prevent equipment failure



**Healthcare**

manage the need for medical assets



**(Cyber) Security**

mitigate security threats



**Retail**

improve buyer propensity and brand trust



**Banking**

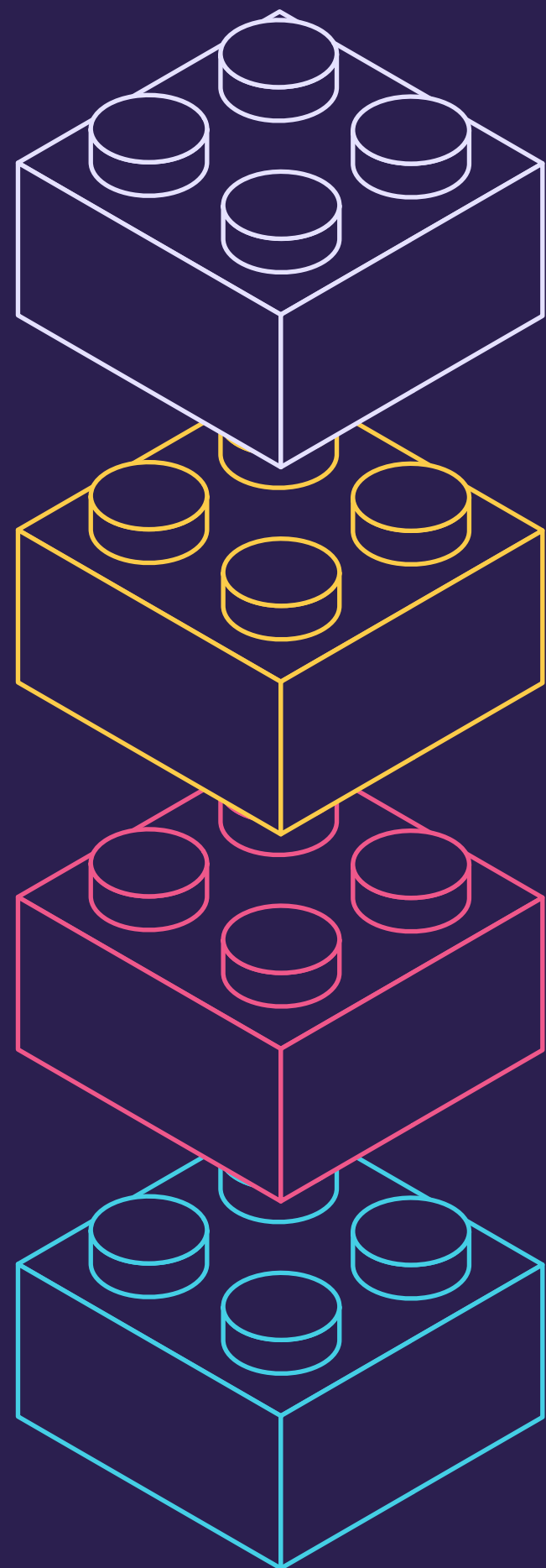
reduce fraud and probability of default

...and ultimately optimise efficiencies, gain deep insights and improved outcomes planning

**UNDERSTANDING YOUR PAIN-POINTS**



SOLVING WITH NUBYLA



nubyla ML framework

**Enhanced use of data science**

**Data driven decision making by the community at large**, through in an easy to use, intuitive step-by-step guide and codeless user Interface

**Reduced regulatory pressure**

**Ethical and compliant use of AI** through visibility into the ml models and predictions, with no dependency on other cloud and Ai services

**Enhanced internal collaboration**

**Collaboration between data scientists and domain experts**, through a shared workspace, with ability to tracking and logging.

**Reduced costs & improved turnaround time**

**Fast deployment and continuous model development**, through automation.

# NUBYLA MACHINE LEARNING FRAMEWORK

## The magic under the hood



WHERE TECHNOLOGY ENABLES TALENT

Reduced time to **extract** value from months to **DAYS**

**Nubyla saves** up to **80%** of **COST** in DS and ML skills and services

Ensures **ETHICAL** and compliant use of **Ai** including privacy protection and bias mitigation

**Increased** tech and non tech collaboration – **freeing up your talent to do more with the data insights**



## THE NUMBERS DO THE TALKING





5% oil production increase  
30% equipment lifecycle extension



AED 100M annual savings  
3M papers saved annually



87% savings in inventory management  
85% savings in inventory planning & purchasing





- |                 |           |              |         |
|-----------------|-----------|--------------|---------|
| ◆ OFFICES       | ◆ ● 📍 UAE | SAUDI ARABIA | KUWAIT  |
| 📍 TEAM BASE     | ● 📍 USA   | CANADA       | INDIA   |
| ● CUSTOMER BASE | 📍 SPAIN   | PAKISTAN     | LEBANON |

**NEXT STEPS**

4. proof of value

Proof of concept using your data to showcase the value of Machine learning in your environment

3. business case

Identify and calculate the desired business and IT benefits

1. introduction

We spend time with you to understand your goals, challenges, your needs and how Ai can assist you

5. deployment

Following approval we will deploy either nubyla Cloud or an on-premise solution - delivering results in days instead of months

2. nubyla demo

Involve the relevant stakeholders and demonstrate how nubyla helps you to achieve your desired outcomes

